


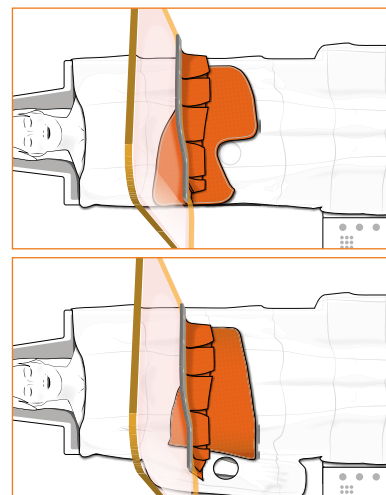

X-Ray Protective Drapes



ST-FS5AMM



ST-RZ5AMM



ST-FS5AMM	X-ray protective drape with cutout for femoral access *
STEA-FSAM	50x sterile covers for X-ray protective drape ST-FS5AMM
ST-RZ5AMM	X-ray protective drape for radial access *
STEA-RZAM	50x sterile covers for X-ray protective drape ST-RZ5AMM

CE, DIN EN 61331-1, DIN 6857-1,
IEC 61331-1
Made in Germany

X-Ray Protective Drapes: ST-FS5AMM & ST-RZ5AMM

MAVIG has used its decades of experience in X-ray protection to further minimize harmful scattered radiation. Two uniquely formed, protective drapes have been designed to optimally protect against radiation emitting from the patient's body during both femoral and lateral access procedures.

Our covers have been ergonomically formed to provide excellent protection, while being as compact as possible for patient comfort. Special attention has also been made to their application, such as the special cutout of the femoral cover for the femoral port, and the gentle slope of the right side of both covers for unobstructed imaging.

Combined with our dedicated sterile covers, the protective drapes can be placed on top of the sterile patient drape. This allows for quick placement or removal, as well as constant reference to the cover's position in regards to the image field. The sterile covers also provide an economic and environmental advantage to common disposable drapes.

ST-FS5AMM:

- Drape with cutout for femoral access
- Lead Equivalent: Pb 0.50 mm
- Size: 75 x 36 cm / 29.5 x 14.2 in
- Weight: 1.31 kg / 2.89 lbs

ST-RZ5AMM:

- Drape for radial access
- Lead Equivalent: Pb 0.50 mm
- Size: 75 x 40 cm / 29.5 x 15.7 in
- Weight: 1.56 kg / 3.44 lbs

*including one box of 50 sterile covers

MAVIG GmbH
X-Ray Protection
& System Solutions

Stahlgruberring 5
81829 Munich
Germany

PO Box 82 03 62
81803 Munich
Germany

Phone: +49 (0) 89 420 96 - 0
Fax: +49 (0) 89 420 96 - 200
e-Mail: info@mavig.com

www.mavig.com